

STREET TREES TO BE PLANTED AS A PART OF PHASE 1

ARDEEN PLACE

BOROUGH OF HILLSDALE
TOWNSHIP OF WASHINGTON

2 NORWAY SPRUCE
1 SUGAR MAPLE
3 COMMON BOXWOOD
2 SWEET PEPPERBUSH

CONSERVATION RESTRICTION AREA (TYP.)

3 MT. LAUREL
1 SUGAR MAPLE

LIMITS OF DISTURBANCE LINE
ADJUSTED LIMITS OF DISTURBANCE LINE (ADD'L SAVED)
2 DOUBLE KERRIA
2 VARIGATED DOGWOOD
1 PINK WIGELIA


EXIST. TREE TO REMAIN (TYP)
PROP. TREE (TYP)

33 AR
3 AS
6 PE
6 PP
4 KJ
3 HP
2 CAA
2 CA
1 WF
3 KL

PLANT LIST

KEY QUAN.	BOTANICAL NAME	COMMON NAME	HT	ROOT
	TREES			
AS	ACER SACCHARUM	SUGAR MAPLE	11-13'	B&B
BPA	BETULA Papyrifera	PAPER WHITE BIRCH	11-13'	B&B
PE	PICEA EXCELSA	NORWAY SPRUCE	7-8'	B&B
PP	PICEA Pungens	COLORADO SPRUCE	6-7'	B&B
QA	QUERCUS ALBA	WHITE OAK	11-13'	B&B
QS	QUERCUS STELLATA	POST OAK	10-12'	B&B
QR	QUERCUS RUBRA	NORTHERN RED OAK	10-11'	B&B
FP	FRAXINUS PENNSYLVANICA	PENNSYLVANIA ASH	11-13'	B&B
COT	CARYA OVATA	SHAGBARKHICKORY	10-11'	B&B
UR	ULMUS RUBRA	SLIPPERY ELM	11-13'	B&B

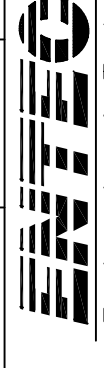
SHRUBS				
CA	CLETHRA ALNIFOLIA	SWEET PEPPERBUSH	18-24"	BR
HP	HYDRANGEA PANICULATA GRANDIFLOR	PEE GEE HYDRANGEA	18-24"	BR
BS	BUXUS SEMPERVIRENS	COMMON BOXWOOD	18-24"	BR
WF	WEIGELIA FLORIDA	PINK WIGELIA	2-3'	BR
LA	LEUCOTHOE AXILLARIS	COAST LEUCOTHOE	15-18"	BR
KJ	KERRIA JAPONICA 'PLENIFLORA'	DOUBLE KERRIA	18-24"	BR
CAA	CORNUS ALBA ELEGANTISSIMA	VARIGATED DOGWOOD	3-4'	B&B
PF	PIERIS FLORIBUNDA	MOUNTAIN ANDROMEDA	18-24"	B&B
KL	KALMIA LATIFOLIA	MOUNTAIN LAUREL	2-3'	BR
IG	ILEX GLABRA COMPACTA	INKBERRY	18-24"	BR
CAP	COTONEASTER APICULATA	CRANBERRY COTONEASTER	18-24"	BR




LANDSCAPE PLAN EXHIBIT FOR #33

MAJOR SUBDIVISION AND SITE PLAN FOR
THE RESERVE AT ARDEN PLACE
AN ACTIVE ADULT COMMUNITY PROJECT
(AKA PHASE 2 OF GOLDEN ORCHARDS DEVELOPMENT)
BLOCK 2101, LOTS 9 & 7
TOWNSHIP OF WASHINGTON, BERGEN COUNTY, NEW JERSEY

Drawn by	Y.M.	Scale	1"=20'	Date	11/03/20	Drawn No.	7 OF 8	Proj. No.	00-058.9
----------	------	-------	--------	------	----------	-----------	--------	-----------	----------



Engineering & Technical Resources, Inc.
Consulting Engineers Certificate # 24GA2795200
886 Belmont Avenue, No. Haledon, N.J. 07508 tel.(973)636-9223



ALEX J. ZEPPONI PROFESSIONAL ENGINEER, N.J. LIC. No. 26723

LANDSCAPE PLAN

SCALE: 1"=20'

NO.	DATE	DESCRIPTION	REVISIONS
1.	12/4/20	REVISED AS PER ZBA MEETING DISCUSSIONS	